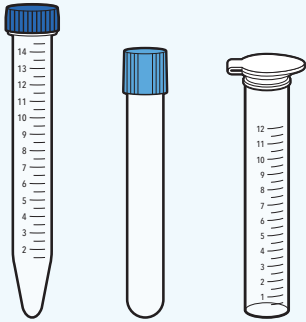


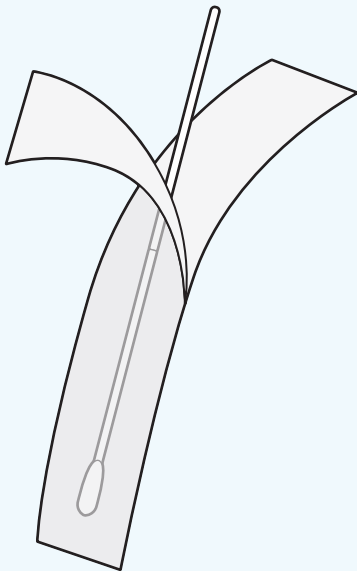
## SARS-CoV-2 ASSAY

**NOTE:** For nasal swab specimens use flocked or polyester spun swab.



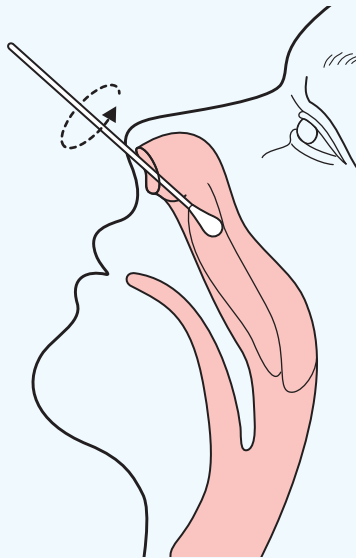
Dry transport tubes can be received in 1 of the 3 different tubes.  
One of these tubes will be provided.

1



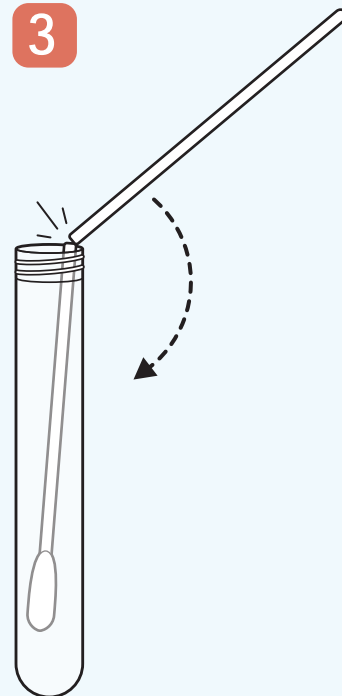
Peel open sterile pouch and remove swab.

2



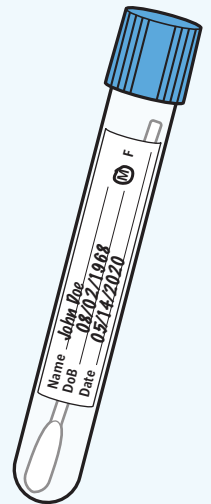
Gently insert the sterile swab until resistance is met at the level of the turbinates (less than one inch into the nostril). Rotate the swab a few times against the nasal wall and remove from nostril.

3



While holding the swab, remove cap from the tube. Insert the swab into the tube until the breakpoint is level with the tube opening then break the swab stem at that breakpoint.

4



Record specimen information on tube. Store patient swab(s) at room temperature for 24 hours or up to 72 hours at 2°C to 8°C until testing.