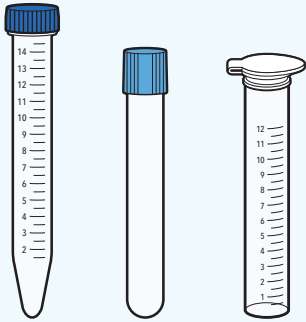


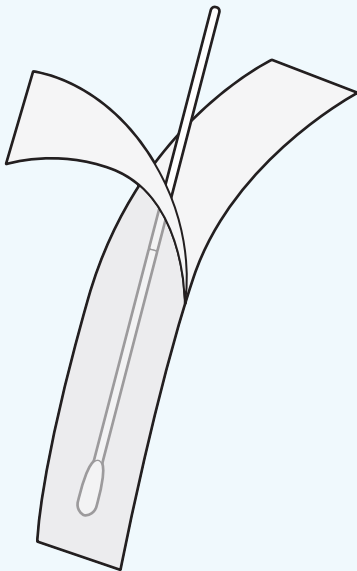
SARS-CoV-2 ASSAY

NOTE: For nasopharyngeal swabs use only flocked swabs with flexible plastic shafts.



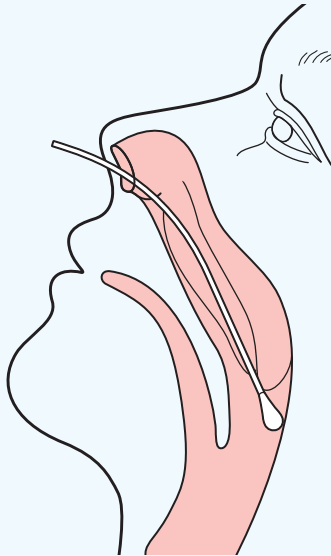
Dry transport tubes can be received in 1 of the 3 different tubes.
One of these tubes can be provided.

1



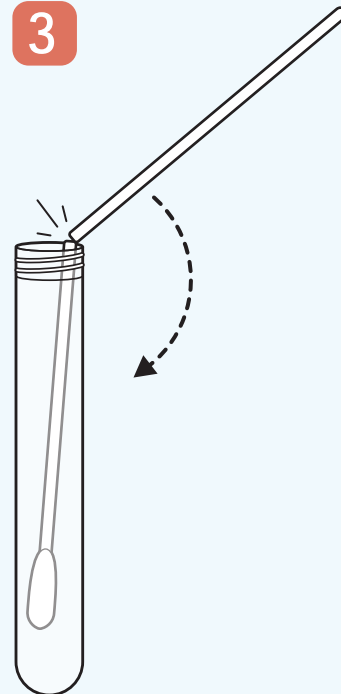
Peel open sterile pouch and remove swab.

2



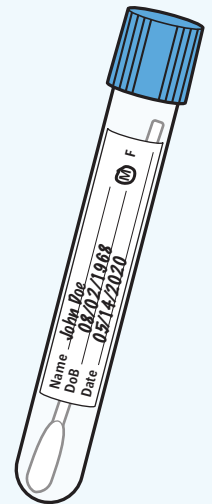
Obtain nasopharyngeal swab by gently inserting the sterile swab near the septum floor of the nose while gently pushing the swab into the posterior nasopharynx. Rotate the swab several times and remove from nostril.

3



While holding the swab, remove cap from the tube. Insert the swab into the tube until the breakpoint is level with the tube opening then break the swab stem at that breakpoint.

4



Record specimen information on tube. Store patient swab(s) at room temperature for 24 hours or up to 72 hours at 2°C to 8°C until testing.