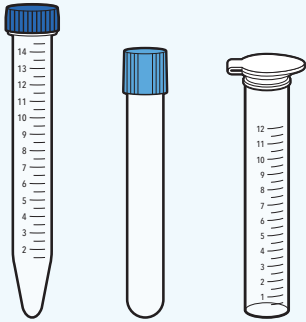


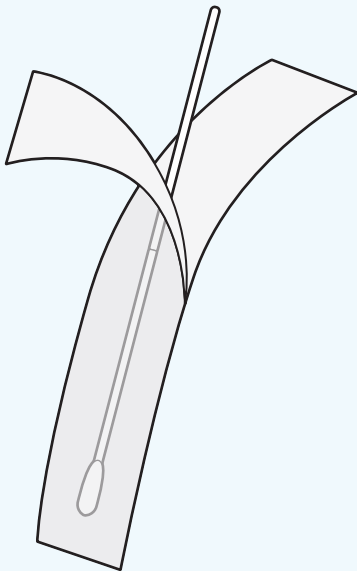
## SARS-CoV-2 ASSAY

**NOTE:** For nasal swab specimens use flocked or polyester spun swab.



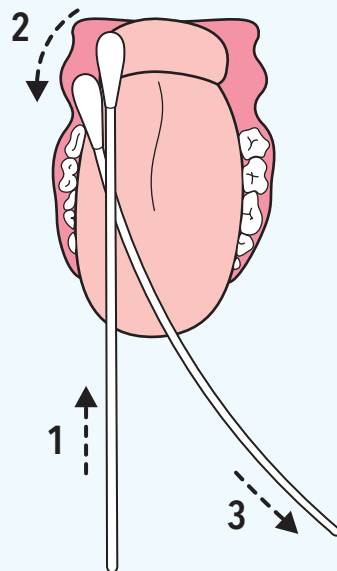
Dry transport tubes can be received in 1 of the 3 different tubes.  
One of these tubes will be provided.

**1**



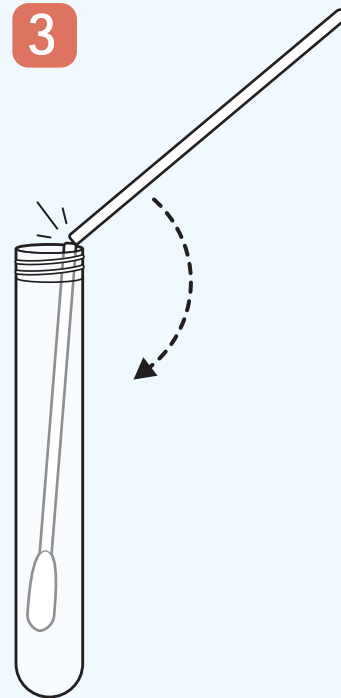
Peel open sterile pouch and remove swab.

**2**



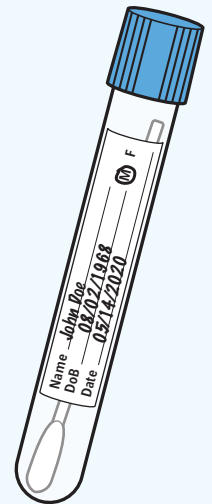
Touch the swab tip to the tonsil area.  
Rub the swab tip quickly and firmly over this area to obtain a good sample.  
Remove swab from mouth (without touching any surface).  
A gag reflex reaction is very common when a good sample is obtained.

**3**



While holding the swab, remove cap from the tube.  
Insert the swab into the tube until the breakpoint is level with the tube opening then break the swab stem at that breakpoint.

**4**



Record specimen information on tube.  
Store patient swab(s) at room temperature for 24 hours or up to 72 hours at 2°C to 8°C until testing.